

Paper Scoring Forms

Division 3 Softball

Fall 2020 Scoring Workaround
Training

General Procedure

- Get lineup cards, Team Score Forms, and Game Summary Form (first game) from sub desk
- Make lineup changes as needed on Team Score Form
- Score game
- Fill in Game Summary Form
- E-mail photo of filled-in score sheets to division3softball@gmail.com prior to leaving the field if you are taking score sheets home
- Return Game Summary Form to sub desk (last game)
- Enter scoring information into score file in Div-3-Games Dropbox at home

Lineup Changes

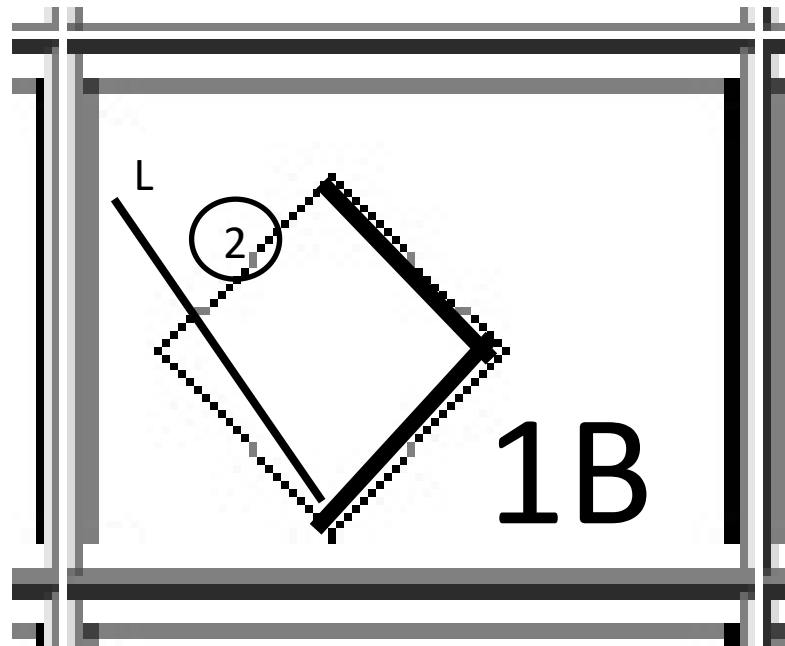
Scoring the Game

What to Record?

- Basic Rule – Write enough to be able to enter the game into the computer
- Spray Chart lines give direction and IF or OF
- Batter result – hit and type, walk, out, etc.
- No need for out detail (e.g. 6-3), but out number (1, 2, or 3) helps match FC with runner who is out
- Don't worry about who advances runners until they score (RBI), inning ends, or they are out
- Runs by Inning – bottom of scoresheet

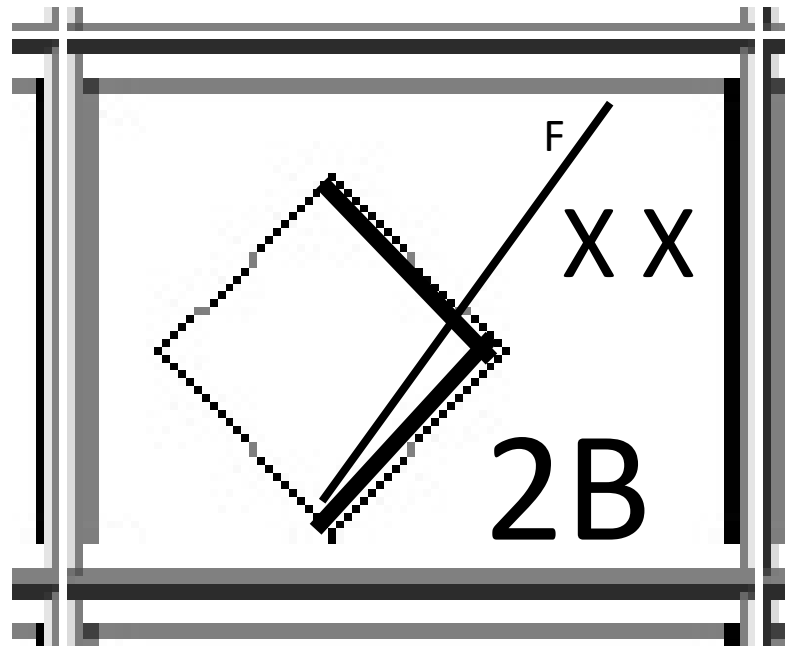
Scoring Example – Hit & Out

- Line drive to Left Field for a single
- Advanced safely to 2nd base on later hit
- 2nd out of the inning going to 3rd base



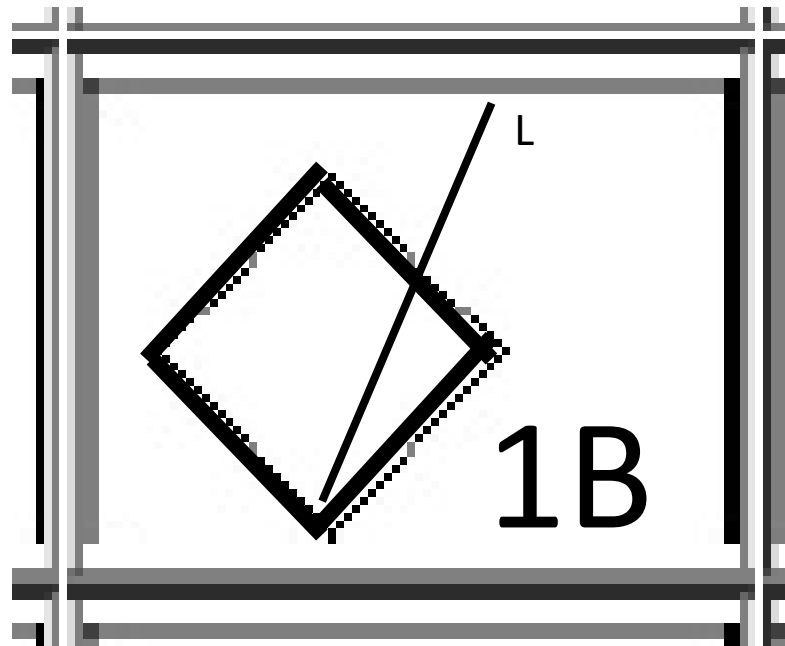
Scoring Example – Hit & RBIs

- Fly ball to Right Field for a double
- Left on 2nd base at end of inning
- 2 RBIs



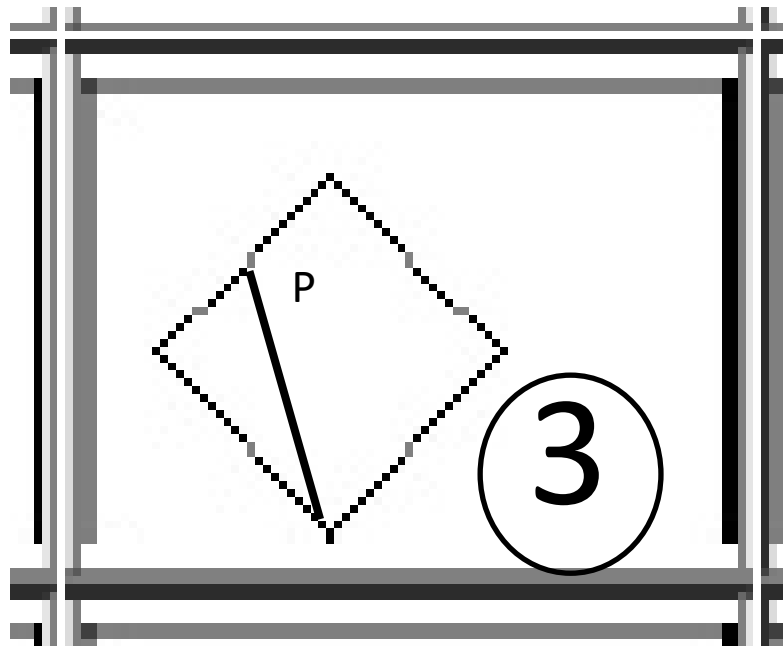
Scoring Example – Hit & Run Scored

- Line drive to Right Center
- Run Scored on later hits



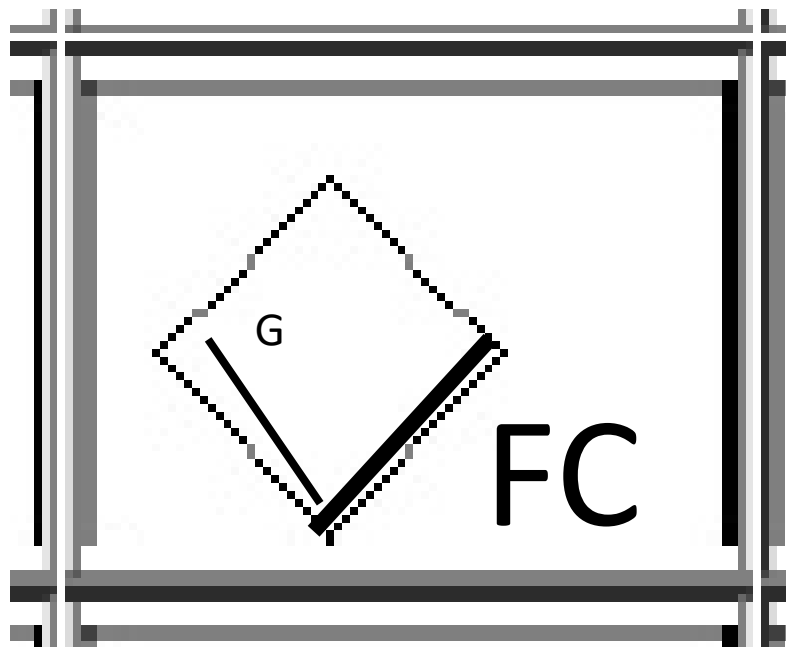
Scoring Example – Batter Out

- Popup to SS
- Batter third out in the inning



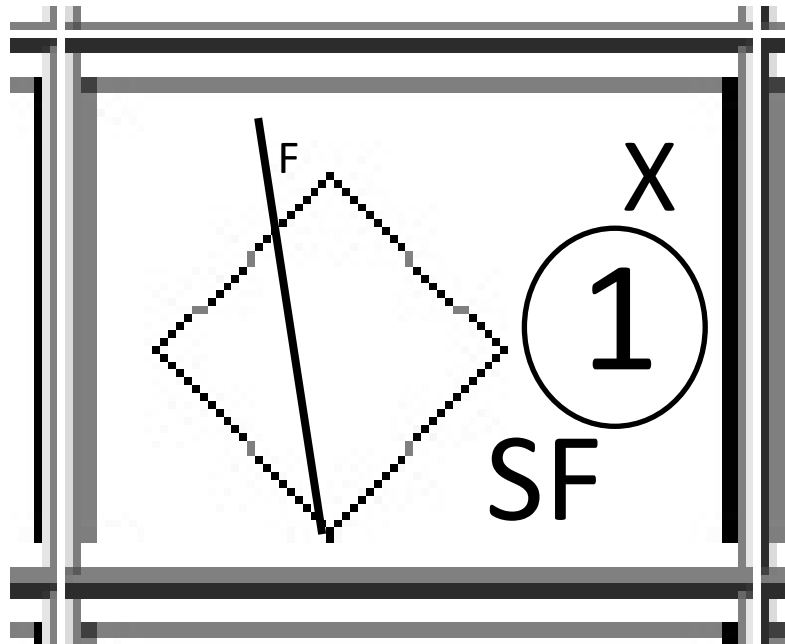
Scoring Example – Fielder's Choice

- Ground ball to 3rd base
- Runner on base is out (see prior example)
- Batter reaches 1st base



Scoring Example – Sac Fly

- Fly Ball to Left Center
- Run Scores
- 1st out



Batter's Scoring Indicators

- Hits – 1B, 2B, 3B, HR
- Double/Triple Play –DP*, TP*
- Walk – BB
- Errors – E, SFE
- Sac Fly – SF*
- Fielder's Choice – FC
- Strike Out – K*
- Out on play to 1st*
- RBI – X (for each RBI scored)
- Add out number in circle

After the Game

End of Game

- Write final score on Team Score Form
- Fill out Game Summary Form
- Return Team Score Forms and Lineup Cards to sub desk if not taking forms home
- Return Game Summary Form to sub desk if this is the last game on the field

Data Entry at Home

- Some scorekeepers will be given access to Dropbox so that they can enter game scoring into the scoring program at home
- We will start with a few scorekeepers and may expand the list as needed
- The goal is 2 games per person maximum
- A Windows computer is required for this
- Send e-mail to division3softball@gmail.com to volunteer for this
- Separate instructions will be sent to connect to Dropbox and install programs

Data Entry at Home (continued)

- E-mail photo of Team Score Forms to division3softball@gmail.com prior to leaving field if taking forms home for computer entry
- Get help e-mailing the photos if needed
- Open the Dropbox folder on your computer and run the PlayerList tool to begin
- Enter the game as normal from paper forms
- Finalize the game to indicate completion
- Goal is to complete all data entry by 6PM on Friday so that the web site can be updated